

# How BioField Reader Can Help in Your Clinic



Video Camera




Still Camera

Many therapists who practise 'energy' therapies say they often find it hard to explain the concept of energy to their clients. Telling a client that their energy feels 'smoother', 'less congested', or is 'flowing better' after treatment doesn't always work. This may be because these descriptions are dependent on the subjective experience of the therapist.

Many users of BioField Reader (BFR) have said that this process is now much easier as they can show scans taken 'before' and 'after' therapy which clearly show the client where they are more balanced - as well as areas that will need more treatment.

Many people report that BioField Reader scans give them visual re-inforcement of how they feel after therapy. After treatment the woman pictured below, reported relief of symptoms i.e. less lower back pain and her neck felt relaxed and much less painful. You can see that there is more balanced green colour in these areas after treatment.

She was very pleased to see that the improvements she felt physically were reflected in the scan.



Before Reiki



After Reiki

# How BioField Reader Can Help in Your Clinic

Researchers and therapists have found that when people feel well this will be reflected in a more balanced field which shows lots of green and also the colours of vitality, e.g. yellow and orange. If someone is stressed, or has a lot of tension in their body, then more red 'congested' pools of light and irregular patterns of light on and around the body are seen.

Once an initial scan has been recorded and therapy commenced, subsequent scans often show less red and an increase in green/yellow/orange as people feel better. The patterns, e.g. shapes of chakras and energy flow lines, have been seen to also improve. Seeing is believing and this visual confirmation can be very important to aid progress towards well-being and help morale.

Changes towards more balanced colours and patterns have been seen by some therapists after therapy, rest and relaxation, switching to a more healthy diet etc.

With BFR the therapist is able to provide scans and supply a detailed report for each client.

**Insert the name of your company, clinic or practice here**

**BioField Reader - Scan Report**

Name: Mary Smith  
Date: 21 June 2006  
Time: 5am

This report reflects the BioField at the time of the scan and may not necessarily reflect long-term patterns and colours.

**The General Biofield**

The BioField is asymmetrical left/right. Green and orange can be seen in the BioField which suggest vitality and balance. The predominant colour is orange across the body. The missing colour is yellow. There is a possible leak (observed) at the shoulder which may be coming from the chest. There is generally some red congestion on the back of the head.

**Navel Energy Centre**

**Orange**  
Change is associated with the navel energy centre. Each chakra is a mixture of colours and one colour is thought to predominate, being the 'signature vibration' for that area of the body. However, the optimum colour is often not seen to predominate.

A well-balanced navel energy centre generally has some green, some orange or yellow may also be present.

The navel energy centre has red congestion. This suggests that your energy base may be weaker than - which we know they are. Also the energy congestion here may reflect the fact that you have been having problems with your personal body vibrations in the centre you also suggest problems with relationships, which is occurring with a major relationship in your life at present.

The side view shows an energy leak from the navel area which correlates the imbalances seen in other views.

The back view shows congestion over the back of the navel centre and on the lower back and spine.

**Heart Energy Centre**

**Yellow**  
Yellow is traditionally associated with the solar plexus energy centre. However, with BioField Reader we have seen that yellow is often found in the region of the heart energy centre in many people. We see yellow in cases of 'electrical' activity in the tissues of the body, for example when someone moves and tension a shoulder muscle when being scanned.

The heart energy centre / chest energy is mostly green which suggests balanced energy. There is a leak of solar plexus energy in this area which reflects how you are feeling at the moment. You tell you felt 'downhearted'. There are linear patterns in the upper back muscle and neck which may have contributed to the areas of red congestion on the front of chest - which is probably the case here. Perhaps you could have relaxing massage.

Side view shows leakage from back of heart centre which correlates with imbalances seen in other views.

**Back of Heart Centre**

There is red congestion seen at the back of the heart energy centre where you have been feeling tension lately.

## BioField Reader Reports

Your Clients can take their Report away with them to keep as a record . This enables them to see their progress over a course of treatment – as well as to have something to be able to show their friends.

# How BioField Reader Can Help in Your Clinic

## Business Benefits

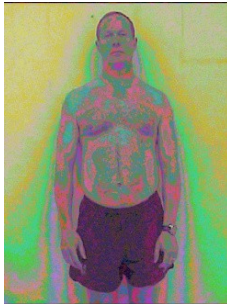
With BioField Reader you can host your own interactive display in your own retail outlet or clinic. You can create a buzz and attract new clients to help your business grow. Your client group will be increased through using our modern, state-of-the-art technology that's simple for everyone to understand and helps to validate the results of your services right in front of their eyes.



Still Camera




Photo



Filtered Image



Video Camera



Filtered Image  
captured from Video  
Stream

### You can:

- Create a buzz about using new cutting-edge technology that is unique to your establishment
- Create additional revenue with existing clients and their pets
- Attract new clients and new traffic by holding 'Open Days' or offer free taster sessions
- Cultivate loyalty and repeat business by showing your clients how they are progressing over time

If you would like to know more about BioField Reader please contact us:  
[enquiries@resolutions.org.uk](mailto:enquiries@resolutions.org.uk)

There's lots to see on our blog: <http://www.biofieldimaging.blogspot.co.uk/>

Visit our website: [www.biofieldimaging.com](http://www.biofieldimaging.com)

BioField Reader - BFR

Biofield imaging software by Resolutions